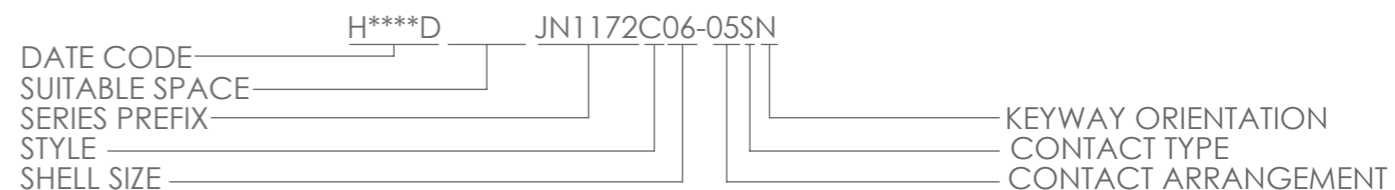
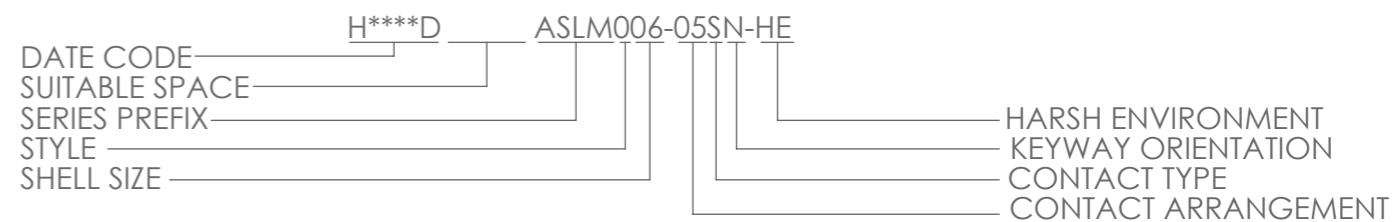
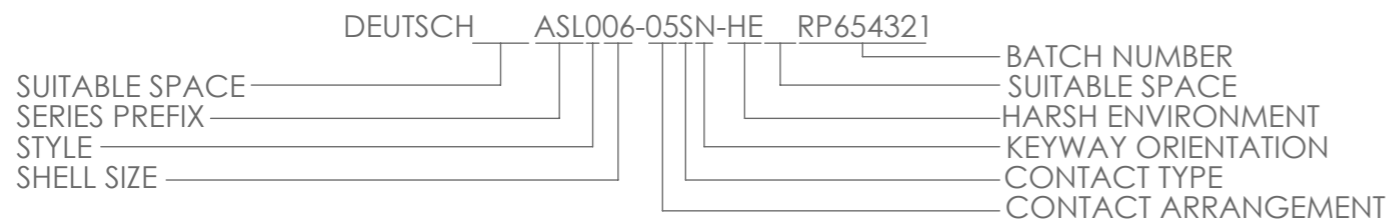


NOTES:

1. ALL DIMENSIONS ARE FOR REFERENCE ONLY.
2. CONNECTOR SHOWN IS SOCKET VARIANT.
3. BATCH NUMBER & PART NUMBER BREAKDOWN:-



ISSUE	CHANGE NOTE	DRAWN	CHECKED	APP. ENG.	APP. MARKETING	DATE
A	56385	ADH	JHJ	KJF	NB	13/10/09

MATERIAL	
HEAT TREATMENT & FINISH	
PACKAGING	
APP. I.E.D.	

© THE COPYRIGHT OF THIS DRAWING IS RESERVED BY DEUTSCH UK. IT IS ISSUED ON CONDITION THAT IT IS NOT COPIED, REPRODUCED OR DISCLOSED TO A THIRD PARTY EITHER WHOLLY OR IN PART WITHOUT THE CONSENT IN WRITING OF DEUTSCH UK.

GENERAL TOLERANCES UNLESS OTHERWISE STATED:  
 ±0.4mm ON WHOLE NUMBERS  
 ±0.2mm ON ONE PLACE DECIMALS  
 ±0.1mm ON TWO PLACE DECIMALS  
 ±1/2° ON ANGLES  
 ±0.05mm ON DRILLED HOLES  
 ALL DIAMETERS  $\text{Ø}0.10$

REMOVE ALL BURRS AND SHARP EDGES 0.1 MAX. UNLESS OTHERWISE STATED.

DIMENSIONS IN MILLIMETRES UNLESS OTHERWISE STATED

SCALE 2:1

TITLE  
2 HOLE FLANGE RECEPTACLE ASSEMBLY ENVELOPE DRAWING



DRAWING NUMBER  
604938-ENV